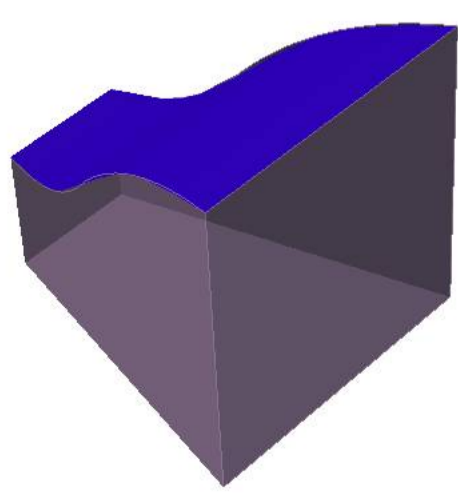


x 1




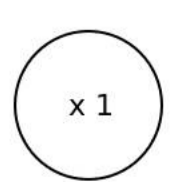

Contraction Cone Hood

30.5"

10"



Contraction Cone Hood

Drawing Key		
 <small>Cut Line 100% Through</small>	 <small>Score Line 50% Through</small>	 <small>Glue Line Apply Hot Glue</small>
 <small>x 1 Quantity Required</small>	 <small>10" All drawings are to scale Measurements are in inches for reference</small>	